

Wall-mounted pre-rinse set with mixer

Ref. G6432

With bib tap



DESCRIPTION

Wall-mounted pre-rinse set with mixer - Ref. G6432

Complete pre-rinse set with bib tap.

Wall-mounted F3/4" mixer with 150mm centres with:

- Valve heads with control knobs.
- Non-return valves integrated in the mixer.

Bib tap with:

- Telescopic, swivelling spout L. 200-290mm with 25 lpm flow rate at the outlet.
- Valve head with control knob.

White, scale-resistant M1/2" hand spray with adjustable spray and 9 lpm flow rate at the outlet.

White, reinforced, food-grade flexible hose L. 0.95m.

3/4" brass column.

Adjustable wall bracket.

Stainless steel spring guide.

10-year warranty.

ADVANTAGES



Water-free valve heads and reinforced fixings



Anti-torsion rotating nut and PVC sheath






Telescopic, swivelling rapid-fill spout



25 lpm full flow rate achieved within 90°

TECHNICAL FEATURES

Wall-mounted pre-rinse set with mixer - Ref. G6432

Connector	F3/4"
Flow rate	25 lpm
Width to the wall	35-162mm
Finish	Chrome-plated brass
Standards and certifications	  
Warranty	